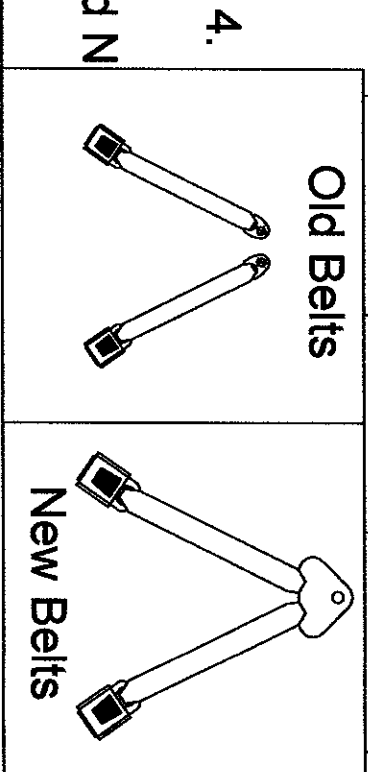
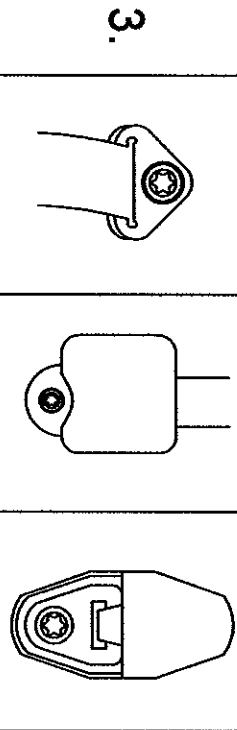
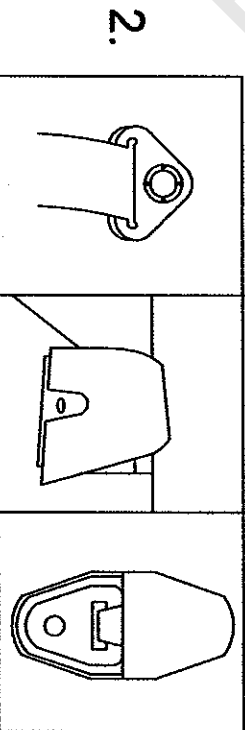
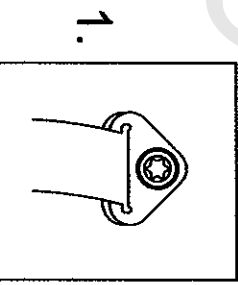


REAR SEAT BELT INSTALLATION FOR JEEP WRANGLER 1992-1995
 Technical Support 1-866-904-BELT (2358)

1. Remove black cap from roll bar anchor with screw driver.
2. Remove the three bolts using a 45 trox socket.
3. Reinstall new belt set using same 3 bolts with locite and install black cap.
4. Remove existing buckle ends and replace with new single mount buckle provided.



15835 Corporate Road N
 Jupiter FL. 33478